






















## 1924 Presidential General Election Results

Note: The Google advertisement links below may advocate political positions that this site does not endorse.

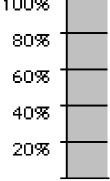
|   | Presidential Candidate | Vice Presidential Candidate | Political Party   | Popular Vote |        | Electoral Vote |       |
|---|------------------------|-----------------------------|-------------------|--------------|--------|----------------|-------|
|  | Calvin Coolidge        | Charles Dawes               | Republican        | 15,719,068   | 54.03% | 382            | 71.9% |
|  | John Davis             | Charles Bryan               | Democratic        | 8,384,341    | 28.82% | 136            | 25.6% |
|  | Robert LaFollette      | Burton Wheeler              | Progressive       | 4,833,821    | 16.62% | 13             | 2.4%  |
|  | Herman Faris           | Marie Brehm                 | Prohibition       | 55,975       | 0.19%  | 0              | 0.0%  |
|  | William Foster         | Benjamin Gitlow             | Communist         | 38,669       | 0.13%  | 0              | 0.0%  |
|  | Frank Johns            | Verne Reynolds              | Socialist Labor   | 28,636       | 0.10%  | 0              | 0.0%  |
|  | Gilbert Nations        | Charles Randall             | American          | 24,325       | 0.08%  | 0              | 0.0%  |
|  | Write-ins              | -                           | -                 | 4,773        | 0.02%  | 0              | 0.0%  |
|  | William Wallace        | John Lincoln                | Commonwealth Land | 3,016        | 0.01%  | 0              | 0.0%  |
|   | Total                  |                             |                   | 29,092,624   |        | 531            |       |




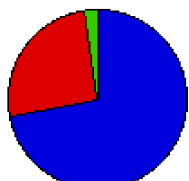
**Map Key**

|       |   |   |  |
|-------|---|---|--|
| > 40% |    |    | -  |
| > 50% |   |   |  |
| > 60% |  |  | -  |
| > 70% |  |  | -  |
| > 80% |  | -   | -  |
| > 90% |  | -   | -  |

**Turnout**







**Maps**

[Elect Vote](#)

[Home St.](#)

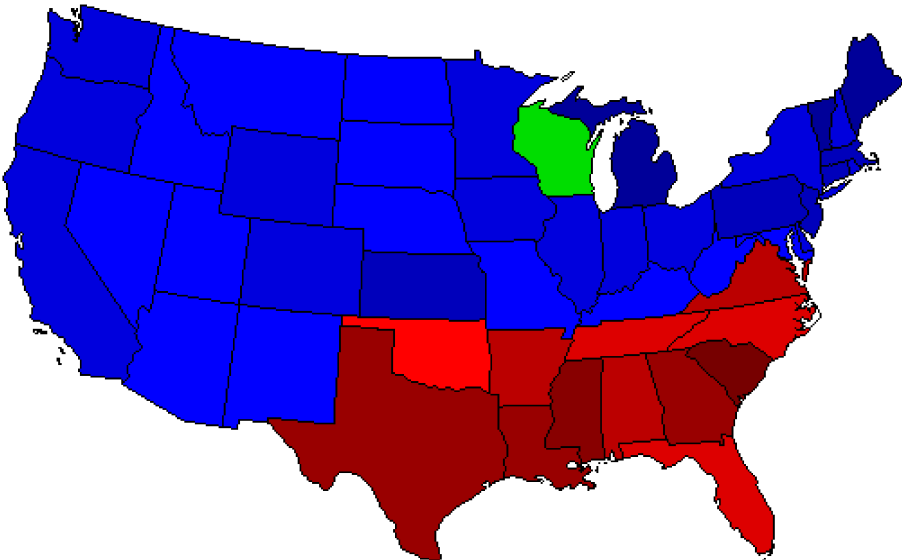
[Democrat](#)

[Republican](#)

[Progressive](#)

[Swing](#)

[Trend](#)



- Data and Statistics:**
- [Popular Vote State-Level Data \(Table\)](#)
  - [Compare National Data by Year \(Table\)](#)
  - [Popular Vote State-Level Data \(Graphs\)](#)
  - [Compare National Data by Year \(Graphs\)](#)
  - [Electoral Vote State-Level Data](#)
  - [Compare National Maps by Year](#)